


Anbauanleitung Streuerhalter klappbar

Best.-Nr.: 5 - 99100226

AL: 1152 – 00

Stückliste

Streuerhalter klappbar



1 x Grundträger (A)

1 x Distanzstück (B)

1 x Gleitlager (C)

1 x Streueraufnahme (D)

1 x Sicherungsbolzen (E) **5 – 404** 19 x 157 mm

8 x Schraube M 12 x 40

14 x U – Scheibe M 12

8 x Federring M 12

6 x Mutter M 12

2 x Schraube M 8 x 16


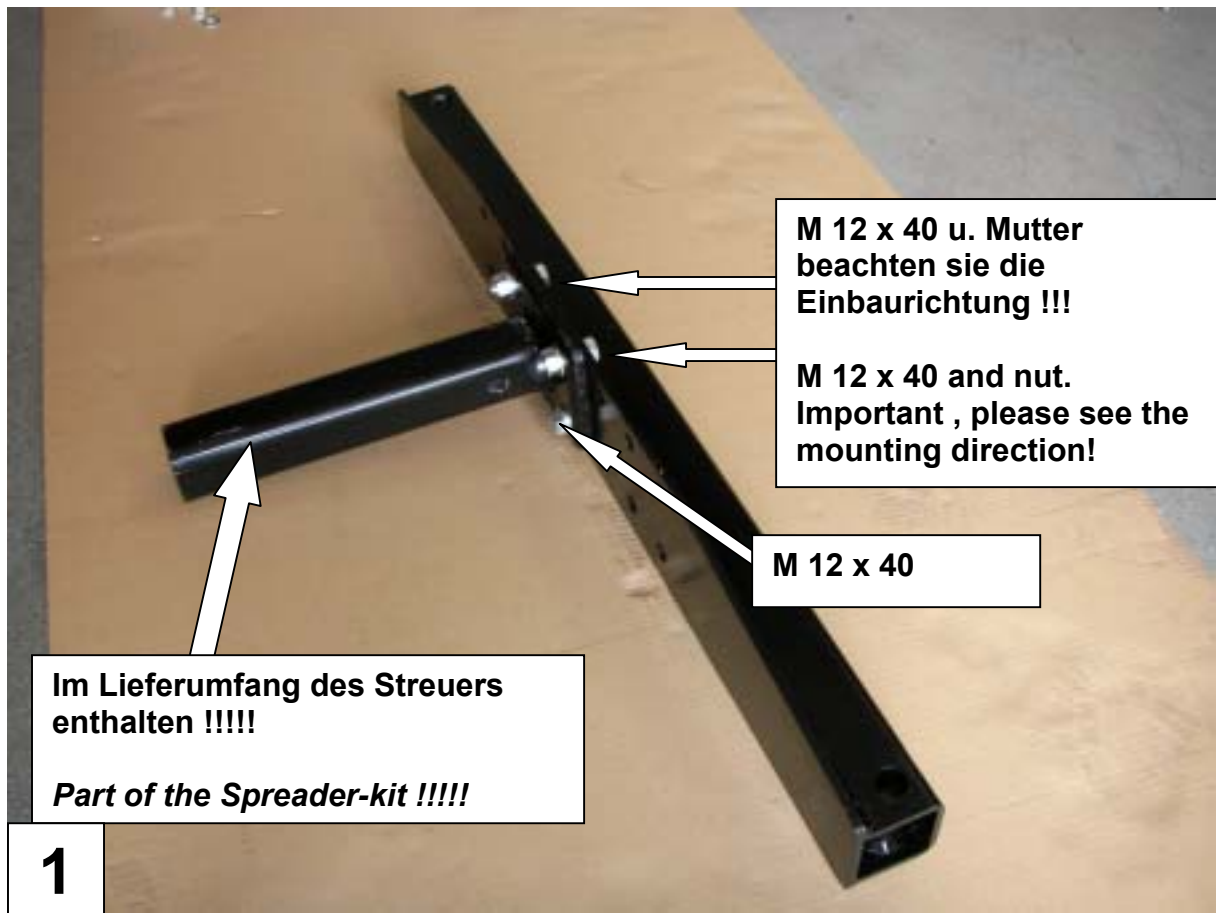
2 x U – Scheibe M 8



2 x Federring M 8


1 x Schraube M 20 x 180


4 x U – Scheibe M 20

1 x Mutter M 20 selbstsichernd












9



10



Vorsicht!!!!
**Überprüfen sie die
Position des Streuers
beim aufklappen!**

Attention !!!!
**Carefully check
position of spreader
by opening !!!**

Ggf. versetzen !!!

**Reposition spreader, if
necessary !!!**

11