

Alu-CabTM

MAKE IT BETTER

FITMENT INSTRUCTIONS

CANOPY CAMPER SIDE MAXTRAX TABLE

CC-A-TRX-TBL

Installation Instructions

Installation and fitment instructions includes the tools required, fasteners included in the kit, and the hardware included in the kit.

Please follow the instructions and check installation steps with the images in this document.

Alu-Cab recommends that all sealing work is allowed to cure for 24 hours, after which you may drive the vehicle on normal paved roads. Before driving off-road with your Alu-Cab product or operating your roof conversion, an additional cure period of 48 hours is required.

Failure to follow these instructions will void your warranty. Please ensure that you follow the sealant manufacturers curing time as per their technical data sheet.

These times may differ slightly from the times we have recommended.



Service Enquiries email
queries@alu-cab.com

Installation Instructions

CANOPY CAMPER SIDE MAXTRAX TABLE

1.1

Tools & Items Required

Socket wrench/socket spanner
13mm Socket
10mm socket

1.3

Hardware Required

CANOPY CAMPER

NB These products are excluded and will need to be purchased separately.

1.2

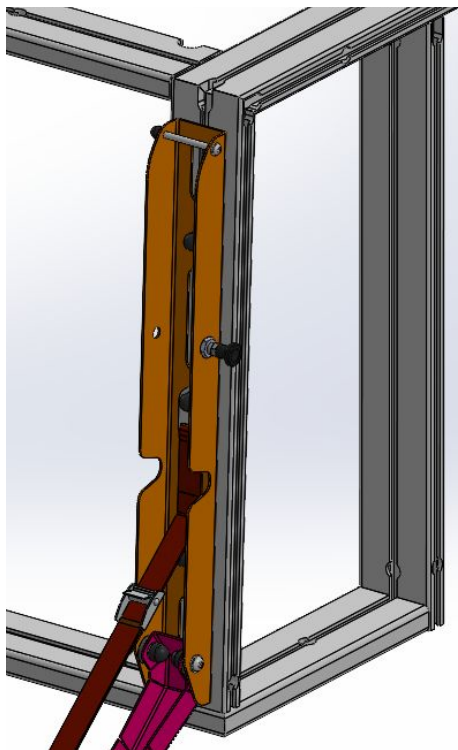
Parts Supplied

ITEM NO.	PART NUMBER	DESCRIPTION	QTY
1	HEX M8X20	M8 HEX BOLT	6
2	FW-M8	M8 FLAT WASHER	6
3	NY-M8	M8 NYLOC NUT	6
4	NCAP-M8	M8 PLASTIC NUT CAP	6
5	BHD M6X16	M6 BUTTON HEAD	4
6	FW-M6	M5x10mm FLAT WASHER S/S - DIN 125	8
7	NY-M6	M5 NYLOC NUT S/S	4
8	NCAP-M6	NUT CAP-05mm	4
9	CC-A-TRX-TBL	CANOPY CAMPER SIDE MAXTRAX TABLE	1

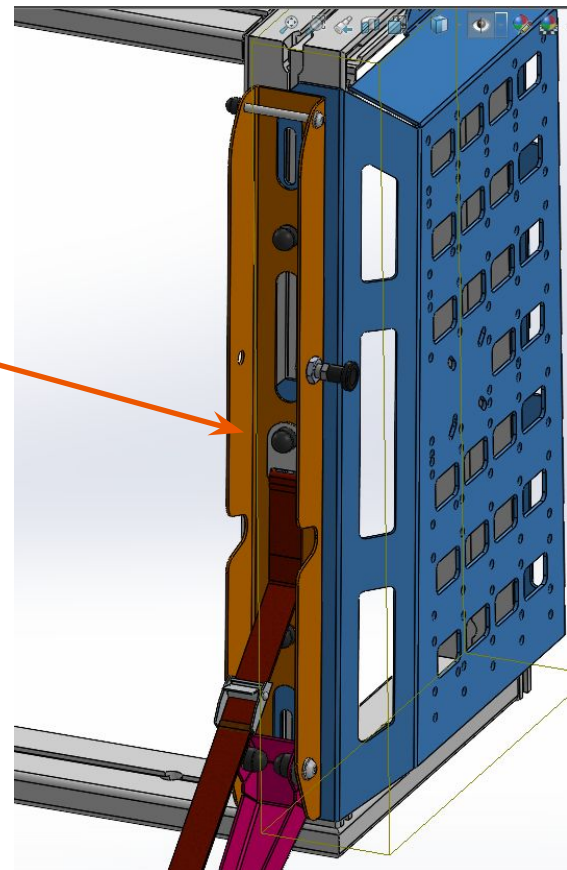
Installation Instructions

2

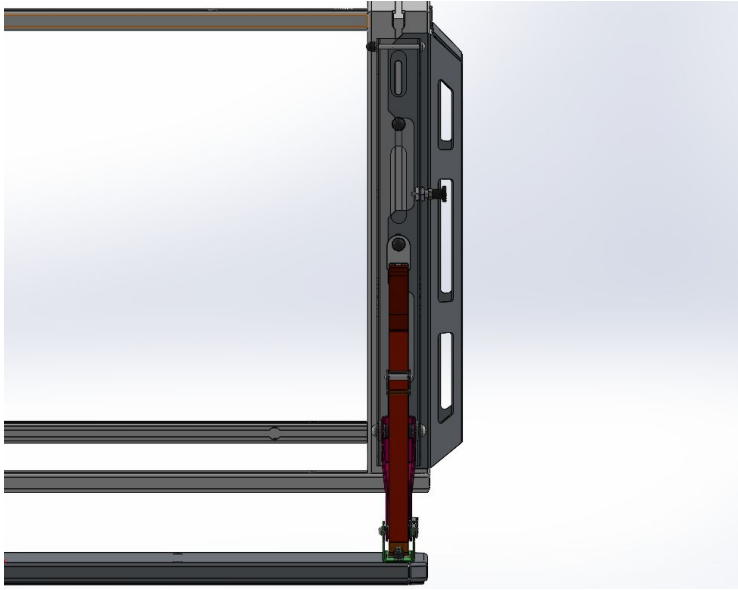
For fitment to a camper without rear Molle plates simply slide the m8x20 hex bolts into the side Load Bar nut slot and fit the table slide brackets as seen in the image.



For fitment to a camper with a rear molle plate, remove the molle before positioning the side maxtrax table bolts. The center bolt will be used to bolt the molle, table bracket and cam buckle strap.

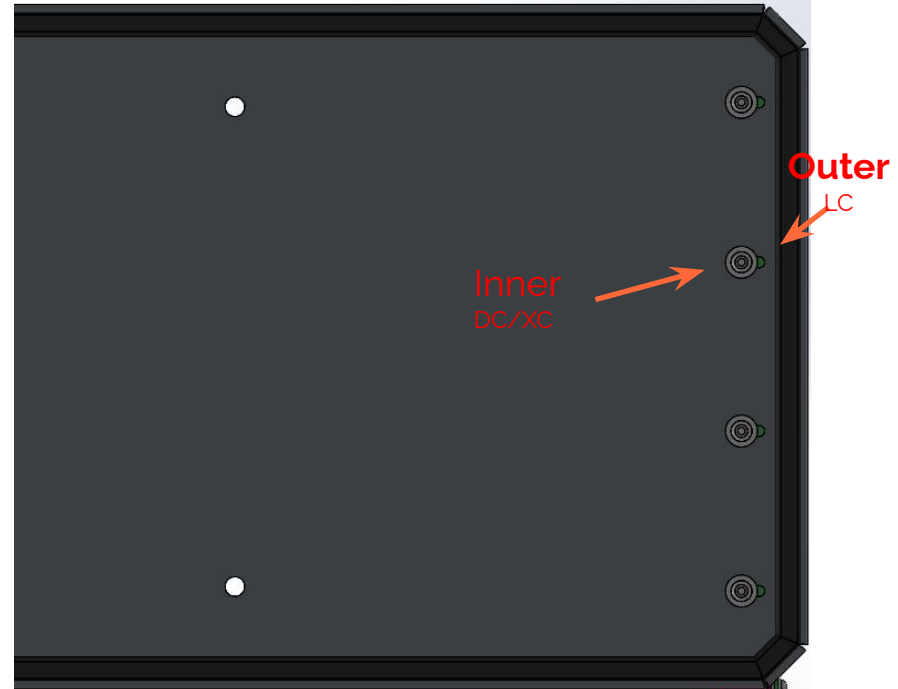


Installation Instructions



Please ensure that both brackets that are attached to the Camper, are level, as it is important for the tables moving mechanisms.

Inner hole position is for DC and XC configurations and the outer holes are Land Cruiser configurations.



Disclaimer

All rights reserved. No part of this website may be reproduced, translated, stored in a retrieval system, or transmitted, in any form or by any means, electronic, mechanical, photocopying, recording or otherwise, without prior written permission of the owner.

Review all instructions information carefully before installation.

Any damages, direct or incidental to the installer and/or property due to incorrect installation of any parts are the responsibility of the installer. Due to the various applications and fitment options available, the responsibility lies with the user to ensure all mounting points are secure and tight before every trip.

If unsure, consult with your Distributor regarding the operations of our products.

Users are advised to be mindful of the load they are carrying and drive in accordance with road conditions.

WARNING

Always wear appropriate PPE (Personal protection equipment) when fitting our products. Although the mounting kit is designed to be DIY, if you have any doubts or concerns, contact an accredited fitment centre to carry out the work. Alu-Cab will not be liable for any injury to persons, and/or damage to products and/or vehicles.

While Alu-Cab Holdings takes reasonable measures to ensure that the contents of this Website are accurate and complete, Alu-Cab Holdings makes no representations or warranties, whether express or implied, as to the quality, timeliness, operation, integrity, availability or functionality of this Website or as to the accuracy, completeness or reliability of any information on this Website. Alu-Cab Holdings reserves the right to make changes, corrections and/or improvements to the information and to the products and programs described in such information, at any time without notice.

Alu-Cab Holdings will use reasonable endeavours to maintain the availability of the Website, except during scheduled maintenance periods, and reserves the right to discontinue providing the Website or the service or any part thereof with or without notice to you. Any person who accesses this Website or relies on this Website or on the information contained in this Website does so at his or her own risk.

Occasionally, at our discretion, we may include or offer third-party products or services on our website. These third-party sites have separate and independent privacy policies. We therefore have no responsibility or liability for the content and activities of these linked sites. Nonetheless, we seek to protect the integrity of our site and welcome any feedback about these sites.